







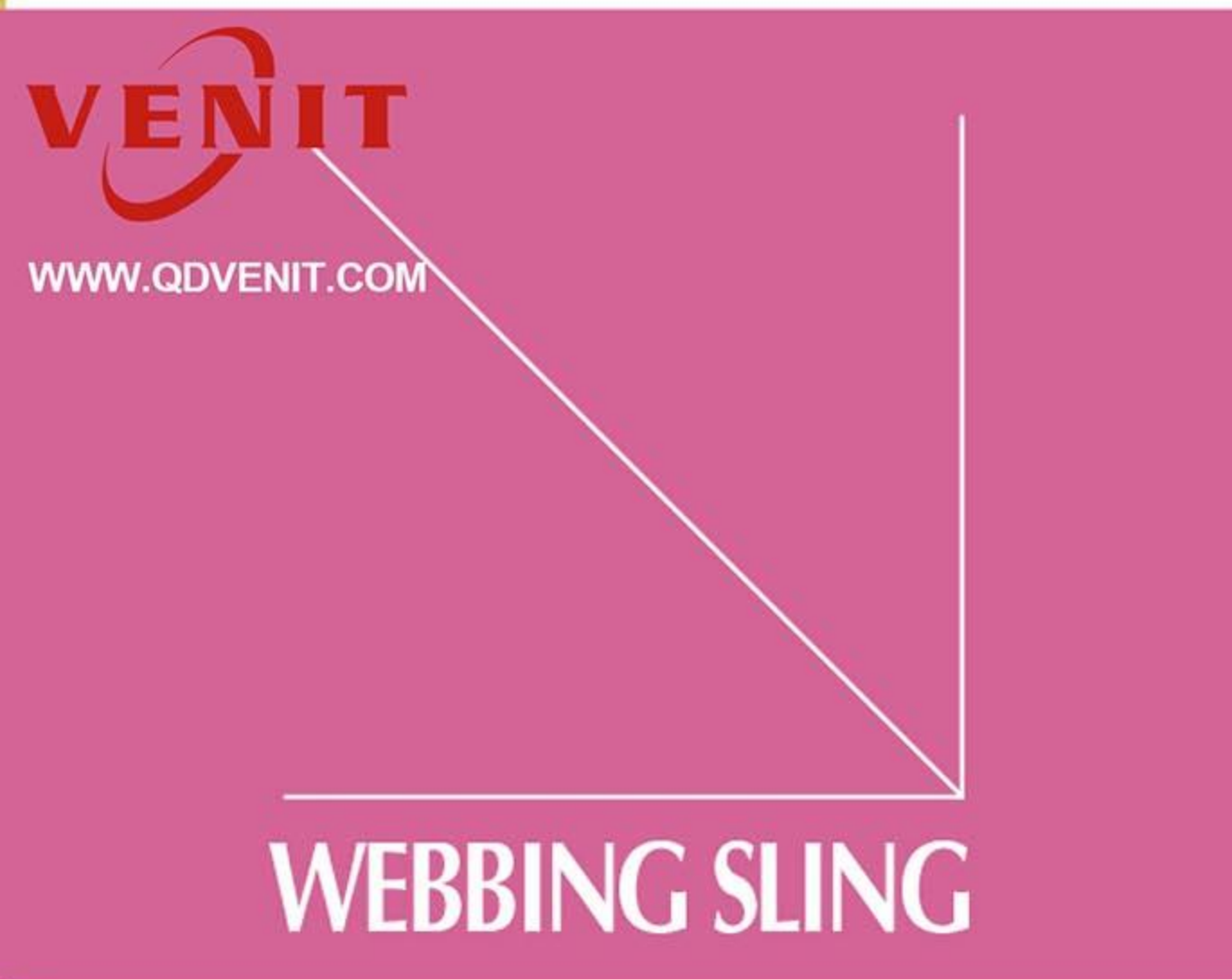

WEBBING SLING




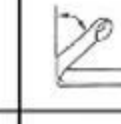


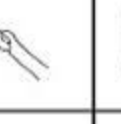
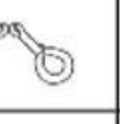

Flat Eye & Eye Webbing Sling

1. 100% High tensile polyester material
2. According to EN1492-1
3. With reinforced lifting eyes
4. Safety factor 7:1
5. Low elongation
6. Wear resistant
7. Length available: 1M up to 20M
8. Other safety factors available: 5:1, 6:1, 8:1
9. Single ply or double ply

Lifting eye types

| | |
|------------------------------|---|
| Flat eye |  |
| Reversed eye |  |
| Folded eye width from 1 side |  |
| Folded eye width from 2 side |  |
| Folded eye 1/3 width |  |




| Webbing width (mm) | Colour coded according to EN 1492-1 | Working load limited with 1 webbing sling (kgs) | | | | | Working load limited with 2 webbing sling (kgs) | | | |
|--------------------|-------------------------------------|---|---|---|---|---|---|---|---|---|
| | | Straight lift | Choked lift | β | | | Straight lift up to 45° | Choked lift up to 45° | Straight lift 45-60° | Choked lift 45-60° |
| | | | | 0° -7° | 7° -45° | 45° -60° | | | | |
| | |  |  |  |  |  |  |  |  |  |
| | | 1.0 | 0.8 | 2.0 | 1.4 | 1.0 | 1.4 | 1.12 | 1.0 | 0.8 |
| 30 | WLL1T | 1.000 | 8.000 | 2.000 | 1.400 | 1.000 | 1.400 | 1.120 | 1.000 | 8.000 |
| 60 | WLL2T | 2.000 | 1.600 | 4.000 | 2.800 | 2.000 | 2.800 | 2.240 | 2.000 | 1.600 |
| 90 | WLL3T | 3.000 | 2.400 | 6.000 | 4.200 | 3.000 | 4.200 | 3.360 | 3.000 | 2.400 |
| 120 | WLL4T | 4.000 | 3.200 | 8.000 | 5.600 | 4.000 | 5.600 | 4.480 | 4.000 | 3.200 |
| 150 | WLL5T | 5.000 | 4.000 | 10.000 | 7.000 | 5.000 | 7.000 | 5.600 | 5.000 | 4.000 |
| 180 | WLL6T | 6.000 | 4.800 | 12.000 | 8.400 | 6.000 | 8.400 | 6.720 | 6.000 | 4.800 |
| 240 | WLL8T | 8.000 | 6.400 | 16.000 | 11.200 | 8.000 | 11.200 | 8.960 | 8.000 | 6.400 |
| 300 | WLL10T | 10.000 | 8.000 | 20.000 | 14.000 | 10.000 | 14.000 | 11.200 | 10.000 | 8.000 |

WEBBING SLING

Endless Webbing Sling

1. 100% High tensile polyester material
2. Safety factor available 5:1,6:1,7:1, 8:1
3. Low elongation
4. Wear resistant
5. Length available: 1M up to 20M
6. Single ply or double ply



| Webbing width (mm) | Colour coded according to EN 1492-1 | Working load limited with 1 webbing sling (kgs) | | | | | | | Working load limited with 2 webbing sling (kgs) | | | |
|--------------------|-------------------------------------|---|-------------|--------|---------|----------|-----------|----------|---|-----------------------|----------------------|--------------------|
| | | Straight lift | Choked lift | β | | | | | Straight lift up to 45° | Choked lift up to 45° | Straight lift 45-60° | Choked lift 45-60° |
| | | | | 0° -7° | 7° -45° | 45° -60° | up to 45° | 45° -60° | | | | |
| | | 1.0 | 0.8 | 2.0 | 1.4 | 1.0 | 0.7 | 0.5 | 1.4 | 1.12 | 1.0 | 0.8 |
| 30 | WLL1T | 1.000 | 800 | 2.000 | 1.400 | 1.000 | 700 | 500 | 1.400 | 1.120 | 1.000 | 8.00 |
| 60 | WLL2T | 2.000 | 1.600 | 4.000 | 2.800 | 2.000 | 1.400 | 1.000 | 2.800 | 2.240 | 2.000 | 1.600 |
| 90 | WLL3T | 3.000 | 2.400 | 6.000 | 4.200 | 3.000 | 2.100 | 1.500 | 4.200 | 3.360 | 3.000 | 2.400 |
| 120 | WLL4T | 4.000 | 3.200 | 8.000 | 5.600 | 4.000 | 2.800 | 2.000 | 5.600 | 4.480 | 4.000 | 3.200 |
| 150 | WLL5T | 5.000 | 4.000 | 10.000 | 7.000 | 5.000 | 3.500 | 2.500 | 7.000 | 5.600 | 5.000 | 4.000 |
| 180 | WLL6T | 6.000 | 4.800 | 12.000 | 8.400 | 6.000 | 4.200 | 3.000 | 8.400 | 6.720 | 6.000 | 4.800 |
| 240 | WLL8T | 8.000 | 6.400 | 16.000 | 11.200 | 8.000 | 5.600 | 4.000 | 11.200 | 8.960 | 8.000 | 6.400 |
| 300 | WLL10T | 10.000 | 8.000 | 20.000 | 14.000 | 10.000 | 8.400 | 6.000 | 14.000 | 11.200 | 10.000 | 8.000 |

| Webbing width (mm) | Colour coded according to EN 1492-1 | Working load limited with 1 webbing sling (kgs) | | | | | | | Working load limited with 2 webbing sling (kgs) | | | |
|--------------------|-------------------------------------|---|-------------|--------|---------|----------|-----------|----------|---|-----------------------|----------------------|--------------------|
| | | Straight lift | Choked lift | β | | | | | Straight lift up to 45° | Choked lift up to 45° | Straight lift 45-60° | Choked lift 45-60° |
| | | | | 0° -7° | 7° -45° | 45° -60° | up to 45° | 45° -60° | | | | |
| | | 1.0 | 0.8 | 2.0 | 1.4 | 1.0 | 0.7 | 0.5 | 1.4 | 1.12 | 1.0 | 0.8 |
| 25 | WLL1T | 1.000 | 800 | 2.000 | 1.400 | 1.000 | 700 | 500 | 1.400 | 1.120 | 1.000 | 8.00 |
| 50 | WLL2T | 2.000 | 1.600 | 4.000 | 2.800 | 2.000 | 1.400 | 1.000 | 2.800 | 2.240 | 2.000 | 1.600 |
| 75 | WLL3T | 3.000 | 2.400 | 6.000 | 4.200 | 3.000 | 2.100 | 1.500 | 4.200 | 3.360 | 3.000 | 2.400 |
| 100 | WLL4T | 4.000 | 3.200 | 8.000 | 5.600 | 4.000 | 2.800 | 2.000 | 5.600 | 4.480 | 4.000 | 3.200 |
| 125 | WLL5T | 5.000 | 4.000 | 10.000 | 7.000 | 5.000 | 3.500 | 2.500 | 7.000 | 5.600 | 5.000 | 4.000 |
| 150 | WLL6T | 6.000 | 4.800 | 12.000 | 8.400 | 6.000 | 4.200 | 3.000 | 8.400 | 6.720 | 6.000 | 4.800 |
| 200 | WLL8T | 8.000 | 6.400 | 16.000 | 11.200 | 8.000 | 4.900 | 3.500 | 11.200 | 8.960 | 8.000 | 6.400 |
| 250 | WLL10T | 10.000 | 8.000 | 20.000 | 14.000 | 10.000 | 5.600 | 4.000 | 14.000 | 11.200 | 10.000 | 8.000 |

ROUND SLING

Endless / Eye & Eye Round Sling

1. 100% High tensile polyester material
2. According to EN1492-2
3. Safety factor 7:1
4. Each stripe is equal to 1 ton capacity
5. Low elongation
6. Flexible and wear resistant
7. Length available: 1M up to 20M
8. Other safety factors available: 5:1, 6:1
9. Single ply or double ply



| Colour | Colour coded according to EN 1492-1 | Working load limited with 1 webbing sling (kgs) | | | | | | | Working load limited with 2 webbing sling (kgs) | | | |
|--------|-------------------------------------|---|-------------|--------|--------|---------|----------|----------|---|-----------------------|----------------------|--------------------|
| | | Straight lift | Choked lift | β | | | | | Straight lift up to 45° | Choked lift up to 45° | Straight lift 45-60° | Choked lift 45-60° |
| | | | | 0° -7° | Bis7° | 7° -45° | 45° -60° | 45° -60° | | | | |
| | | 1.0 | 0.8 | 2.0 | 1.4 | 1.0 | 0.7 | 0.5 | 1.4 | 1.12 | 1.0 | 0.8 |
| Violet | WLL1T | 1.000 | 8.00 | 2.000 | 1.400 | 1.000 | 0.700 | 0.500 | 1.400 | 1.120 | 1.000 | 8.00 |
| Green | WLL2T | 2.000 | 1.600 | 4.000 | 2.800 | 2.000 | 1.400 | 1.000 | 2.800 | 2.240 | 2.000 | 1.600 |
| Yellow | WLL3T | 3.000 | 2.400 | 6.000 | 4.200 | 3.000 | 2.100 | 1.500 | 4.200 | 3.360 | 3.000 | 2.400 |
| Grey | WLL4T | 4.000 | 3.200 | 8.000 | 5.600 | 4.000 | 2.800 | 2.000 | 5.600 | 4.480 | 4.000 | 3.200 |
| Red | WLL5T | 5.000 | 4.000 | 10.000 | 7.000 | 5.000 | 3.500 | 2.500 | 7.000 | 5.600 | 5.000 | 4.000 |
| Brown | WLL6T | 6.000 | 4.800 | 12.000 | 8.400 | 6.000 | 4.200 | 3.000 | 8.400 | 6.720 | 6.000 | 4.800 |
| Blue | WLL8T | 8.000 | 6.400 | 16.000 | 11.200 | 8.000 | 5.600 | 4.000 | 11.200 | 8.960 | 8.000 | 6.400 |
| Orange | WLL10T | 10.000 | 8.000 | 20.000 | 14.000 | 10.000 | 7.000 | 5.000 | 14.000 | 11.200 | 10.000 | 8.000 |
| Orange | WLL12T | 12.000 | 9.600 | 24.000 | 16.800 | 12.000 | 8.400 | 6.000 | 16.800 | 13.440 | 12.000 | 9.600 |

WEBBING SLING

Jacket Sling

Round Sling is covered with the jacket to protect the inside of ropes and prevent damaging.



Guard

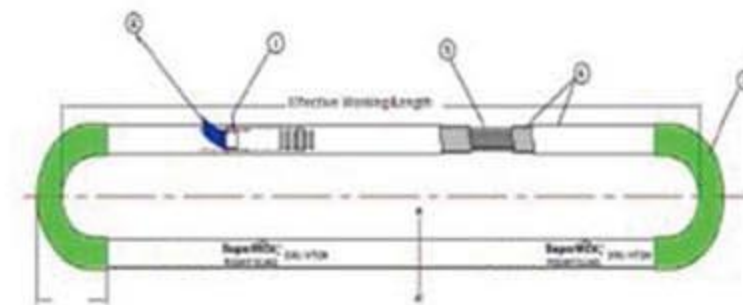
Guard as method of perfect protection could be applied to Rope as well as Roundsling. Guard will prevent Rope as well as Roundsling from abrasion and the life time of ropes and sling will be longer with perfection.



Safety Self-Check Sling

Safety Self-Check sling with Ultra High Molecular Weight Polyethylene(UHMWPE) could check the life time of Round Sling.

- Melting Point : 150°C
- Temperature Range for USE : -40°C to 70°C
- Elongation at Break : 4 ~ 5%
- Specific Gravity : 0.97 (Float)
- Water Proportion : None (Wet strength equals Dry strength)
- Strongest fiber rope, maximum strength to weight ratio and strength comparable to steel wire rope.



RATCHET STRAP

Lashing system 25A



Lashing system 35B



Lashing system 50B



| Part No. | Type | Lashing capacity(LC)in accordance with EN 12195-2(daN) | Webbing width (mm) | End fittings(No.) |
|----------|-------|--|--------------------|-------------------|
| CL25A2 | 25A/2 | 400 | 25 | 2,3,4,5 |
| CL25A1 | 25A/1 | 400 | 25 | 环形 Loop |
| CL28B2 | 28B/2 | 750 | 28 | 2,3,4,5 |
| CL28B1 | 28B/1 | 750 | 28 | 环形 Loop |
| CL35A2 | 35A/2 | 1000 | 35 | 1,2 |
| CL35A1 | 35A/1 | 1000 | 35 | 环形 Loop |
| CL35B2 | 35B/2 | 1500 | 35 | 1,3,6,8,9,10 |
| CL35B1 | 35B/1 | 1500 | 35 | 环形 Loop |
| CL50A2 | 50B/2 | 2000 | 50 | 1,3,4,6,8,9,10 |
| CL50A1 | 50B/1 | 2000 | 50 | 环形 Loop |
| CL50B2 | 50A/2 | 2500 | 50 | 1,3,6,8,9,10 |
| CL50B1 | 50A/1 | 2500 | 50 | 环形 Loop |
| CL75A2 | 75/2 | 5000 | 75 | 1,2,6,10 |
| CL75A1 | 75/1 | 5000 | 75 | 环形 Loop |
| CL100B2 | 100/2 | 5000 | 100 | 1,2,6,10 |
| CL100B1 | 100/1 | 5000 | 100 | 环形 Loop |



RATCHET STRAP

0.8t, 25-08-4m

Lashing Capacity(LC)

25mm Cam buckle
Length:4m





400kgs 
800kgs 

1t, 25-10-6m

Lashing Capacity(LC)

25mm Ratchet buckle, Double J hooks
Length:6m






500kgs 
1000kgs 

1t, 25-10-4m

Lashing Capacity(LC)

25mm Ratchet buckle, S hooks
Length:4m





500kgs 
1000kgs 

1.5t, 25-15-6m

Lashing Capacity(LC)

25mm Ratchet buckle, S hooks
Length:6m





750kgs 
1500kgs 

1.5t, 25-10-6m

Lashing Capacity(LC)

25mm Ratchet buckle, S hooks
Length:6m



500kgs 
1000kgs 

RATCHET STRAP

2t, 35-20-6m

Lashing Capacity(LC)

35mm Ratchet buckle,
Double J hooks
Length:6m



1000kgs 
2000kgs 

3t, 35-30-6m

Lashing Capacity(LC)

35mm Ratchet buckle, Single J hook and swivel hooks
Length:6m






1500kgs 
3000kgs 

5t, 50J-50-4m

Lashing Capacity(LC)

50mm Ratchet buckle,
Double J hook and swivel hooks
Length:4m





2500kgs 
5000kgs 

4t, 50E-40-8m 50-40-8m

Lashing Capacity(LC)

50mm Ratchet buckle, E spring fittings
Length:8m



2000kgs 
4000kgs 

5t, 50-50-9m

Lashing Capacity(LC)

50mm Reverse Ratchet buckle,
Hooks and keepers
Length:9m



2500kgs 
5000kgs 

5t, 50-50-10m

Lashing Capacity(LC)

50mm Ratchet buckle, Double J Hooks
Length:10m



2500kgs 
5000kgs 